


## Section 8 - Repair Parts List

### 8.1 Wheels and Casters


**TW Transport** For models: **SE10-300TW**

1	<b>Part no. SP-270</b>	Caster-Swivel 12" x 3" MO, RT, RB
2	<b>Part no. SP-270-1</b>	Wheel, 12" x 3" Rubber, Roller Bearing, 3 1/2" Hub Length, 1" Axle
3	<b>Part no. SP-271</b>	Wheel, 16" x 4" Rubber, Roller Bearing, 4 1/4" Hub Length, 1-1/4" Axle




**TW Transport** For models: **SE10-400TW**

1	<b>Part no. SP-270</b>	Caster-Swivel 12" x 3" MO, RT, RB
2	<b>Part no. SP-270-1</b>	Wheel, 12" x 3" Rubber, Roller Bearing, 3 1/2" Hub Length, 1" Axle
3	<b>Part no. SP-271</b>	Wheel, 16" x 4" Rubber, Roller Bearing, 4 1/4" Hub Length, 1-1/4" Axle



**TW Transport** For models: **SE10-500TW**

1	<b>Part no. SP-270</b>	Caster-Swivel 12" x 3" MO, RT, RB
2	<b>Part no. SP-270-1</b>	Wheel, 12" x 3" Rubber, Roller Bearing, 3 1/2" Hub Length, 1" Axle
3	<b>Part no. SP-275</b>	Wheel, 16" x 5" Rubber, Roller Bearing, 5 1/4" Hub Length, 1-1/2" Axle




## 8.2 SE10 PUMP

SE10-300TW  
SE10-300-CB1

SE10-400TW  
SE10-400CB1

SE10-500TW  
SE10-500CB1

SE10-600CB1



1	A220-156	HOOD	NOT PICTURED	11	SP-301(3/4)	DISCONNECT COUPLER, 3/4", FEMALE THREADS	
2	SP-385	FLEXIBLE COUPLING FLANGE, 5/8"		12	SP-260	VACUUM INTAKE TRAP, 3/4"	
3	SP-384	FLEXIBLE COUPLING SLEEVE		13	SP-300(3/4)	DISCONNECT ADAPTER, 3/4", MALE THREADS, F	
4	SP-383	FLEXIBLE COUPLING FLANGE, 3/4"		14	SP-334	PRESSURE RELIEF VALVE, 3/4"	
5	SP-412	OIL RESERVOIR		15	SP-195	VACUUM-PRESSURE GAUGE, 2-1/2" BACK MOUNT	
6	SP-282A	VACUUM PUMP ASSEMBLY	NOT PICTURED	16	SP-434	REPAIR KIT FOR VACUUM PUMP	NOT PICTURED
7	SP-335	VACUUM RELIEF VALVE, 3/4"		17	SP-260-FA	MUFFLER TRAP FILTER ELEMENT	
8	A210-187	FLOAT CONTROL ASSEMBLY		18	SP-302(3/4)	COUPLER GASKET, 3/4"	
9	SP-437K	PRESSURE RELIEF VALVE, 1" WITH ELBOW		19	SP-303(3/4)	MUFFLER TRAP 3/4"	
10	A220-153	CONNECTING HOSE, 3/4" X 22" LONG					




**8.3 TANK COMPONENTS**

SE10-300TW  
SE10-300-CB1

SE10-400TW  
SE10-400CB1

SE10-500TW  
SE10-500CB1

SE10-600CB1



1		SP-104	Wing Nut - 1/2-13
2		SP-405	Adapter, Disconnect, Female Threads
3		SP-371	Disconnect Cap, 1-1/2"
4		SP-373	Security Chain with small hooks
5		A220-381	Pot Lid Assembly
6		A210-305	Pot Lid Gasket - 16" diameter & round clean-out door
7		SP-465	Butterfly Valve, 1-1/2"
8		SP-368	Adapter, 1-1/2", Disconnect, Male Threads
9	Not Shown	A220-156	CE10 Hood

**8.4 FILTER COMPONENTS**

For models:

SE10-300TW  
SE10-300-CB1

SE10-400TW  
SE10-400CB1

SE10-500TW  
SE10-500CB1

SE10-600CB1

**F10 Filter**













1		A210-431	Basket Assembly F10
2		B210-530	Strainer Bag 1.0 cu.ft. Polypropylene
2		A210-529C	Strainer Bag 1.0 cu. ft. Coarse
2		A210-529F	Strainer Bag 1.0 cu.ft. Fine



## 8.5 TOOLS & ACCESSORIES

For models:      SE10-300TW      SE10-400TW      SE10-500TW      SE10-600CB1  
                          SE10-300-CB1      SE10-400CB1      SE10-500CB1

1	A-220-149	NOZZLE ASSEMBLY FLARE, 1-1/2"	
2	A-210-474	NOZZLE, STRAIGHT, 1-1/2"	
3	A-220-150	NOZZLE ASSEMBLY, FLEXIBLE	
4	A-220-142	HOSE ASSEMBLY, SUMP CLEANER, 1-1/2" X 16' CLEAR, FLEXIBLE PVC	
5	A-220-142R	HOSE ASSEMBLY, SUMP CLEANER, 1-1/2" X 16' RED	
6	A-220-436	HOSE ASSEMBLY, EXTENDER, 1-1/2" X 10', CLEAR	
7	A-220-436R	HOSE ASSEMBLY, EXTENDER, 1-1/2" X 10', RED	
8	A-220-143	HOSE ASSEMBLY, EXTENDER, CLEAR, 1-1/2" X 16', CLEAR	
9	A-220-143R	HOSE ASSEMBLY, EXTENDER, 1-1/2" X 16', RED	
10	SP-404	DISCONNECT COUPLER, 1 1/2" FEMALE THREADS, D FOR SUCTION HOSE	

SE10 SUMP CLEANER/FILTER - ELECTRIC

