

Section 8 - Repair Parts List

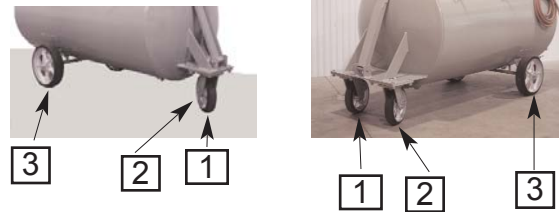
8.1 Wheels and Casters

TW Transport For models SE50-300TW, SE50-400TW

1	Part no. SP-270	Caster-Swivel 12" x 3" MO, RT, RB
2	Part no. SP-270-1	Wheel, 12" x 3" Rubber, Roller Bearing, 3 1/2" Hub Length, 1" Axle
3	Part no. SP-271	Wheel, 16" x 4" Rubber, Roller Bearing, 4 1/4" Hub Length, 1-1/4" Axle

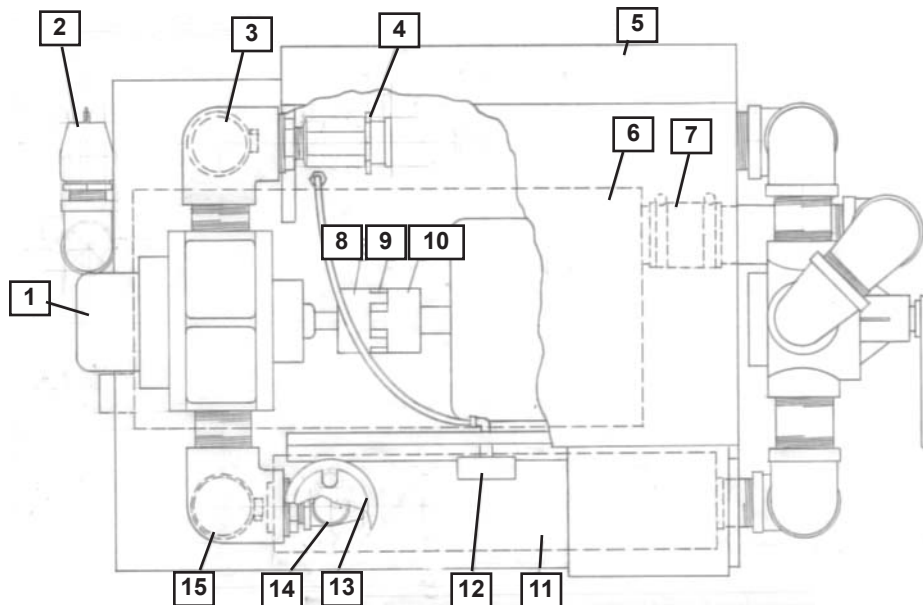
TW Transport For models SE50-500TW

1	Part no. SP-270	Caster-Swivel 12" x 3" MO, RT, RB
2	Part no. SP-270-1	Wheel, 12" x 3" Rubber, Roller Bearing, 3 1/2" Hub Length, 1" Axle
3	Part no. SP-275	Wheel, 16" x 5" Rubber, Roller Bearing, 5 1/4" Hub Length, 1-1/2" Axle



8.2 Pump Parts

For models SE50-300TW, SE50-400TW, SE50-500TW, SE50-600CB1



1	SP-388	Vacuum Pump	9	SP-390	Flexible Coupling Spider
2	SP-466	Pressure Relief Valve, 1-1/4" x 1-1/2", 8 psi	10	SP-391	Flexible Coupling Body, 1- 1/8" Bore
3	A220-277	Flexible Coupling, 2" Pipe	11	SP-394	Muffler, U5-1-1/2
4	SP-506	Vacuum Relief Valve, 1"	12	SP-195	Vacuum Pressure Gauge, 2-1/2" Back Mount
5	A220-278	SE50 Hood	13	SP-442	Muffler, 1", N10
6	SP-441	Muffler, 22070	14	SP-443	Pressure Relief Valve, 1"
7	A220-277	Flexible Coupling, 2" Pipe	15	A220-277	Flexible Coupling, 2" Pipe
8	SP-389	Flexible Coupling Body, 3/4" Bore			


8.2 SE10 PUMP

SE10-300TW
SE10-300-CB1

SE10-400TW
SE10-400CB1

SE10-500TW
SE10-500CB1

SE10-600CB1



1	A220-156	HOOD	NOT PICTURED	11	SP-301(3/4)	DISCONNECT COUPLER, 3/4", FEMALE THREADS	
2	SP-385	FLEXIBLE COUPLING FLANGE, 5/8"		12	SP-260	VACUUM INTAKE TRAP, 3/4"	
3	SP-384	FLEXIBLE COUPLING SLEEVE		13	SP-300(3/4)	DISCONNECT ADAPTER, 3/4", MALE THREADS, F	
4	SP-383	FLEXIBLE COUPLING FLANGE, 3/4"		14	SP-334	PRESSURE RELIEF VALVE, 3/4"	
5	SP-412	OIL RESERVOIR		15	SP-195	VACUUM-PRESSURE GAUGE, 2-1/2" BACK MOUNT	
6	SP-282A	VACUUM PUMP ASSEMBLY	NOT PICTURED	16	SP-434	REPAIR KIT FOR VACUUM PUMP	NOT PICTURED
7	SP-335	VACUUM RELIEF VALVE, 3/4"		17	SP-260-FA	MUFFLER TRAP FILTER ELEMENT	
8	A210-187	FLOAT CONTROL ASSEMBLY		18	SP-302(3/4)	COUPLER GASKET, 3/4"	
9	SP-437K	PRESSURE RELIEF VALVE, 1" WITH ELBOW		19	SP-303(3/4)	MUFFLER TRAP 3/4"	
10	A220-153	CONNECTING HOSE, 3/4" X 22" LONG					




8.3 TANK COMPONENTS

SE10-300TW
SE10-300-CB1

SE10-400TW
SE10-400CB1

SE10-500TW
SE10-500CB1

SE10-600CB1



1		SP-104	Wing Nut - 1/2-13
2		SP-405	Adapter, Disconnect, Female Threads
3		SP-371	Disconnect Cap, 1-1/2"
4		SP-373	Security Chain with small hooks
5		A220-381	Pot Lid Assembly
6		A210-305	Pot Lid Gasket - 16" diameter & round clean-out door
7		SP-465	Butterfly Valve, 1-1/2"
8		SP-368	Adapter, 1-1/2", Disconnect, Male Threads
9	Not Shown	A220-156	CE10 Hood

8.4 FILTER COMPONENTS

For models:


SE10-300TW
SE10-300-CB1

SE10-400TW
SE10-400CB1

SE10-500TW
SE10-500CB1

SE10-600CB1

F10 Filter



1		A210-431	Basket Assembly F10
2		B210-530	Strainer Bag 1.0 cu.ft. Polypropylene
2		A210-529C	Strainer Bag 1.0 cu. ft. Coarse
2		A210-529F	Strainer Bag 1.0 cu.ft. Fine

